

Reduced Treatment Time & Visits!

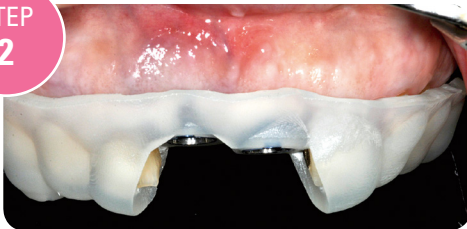
STEP 1



Specialist consultation

3D Intra oral scanning and CBCT X-Ray check Oral hygiene and gum condition.

STEP 2



Implant surgery

With the DIONavi. surgical guide
Accurate and safe / Flapless surgery
Insert temporary crown

STEP 3



Check-up

STEP 4



The final crown

DIO navi.
www.dionavi.com

Digital More than just,
A new quality of life with
Implants,
DIONavi.



DIO

66, Centum seo-ro, Haeundae-gu, Busan, REPUBLIC OF KOREA

DIO navi.

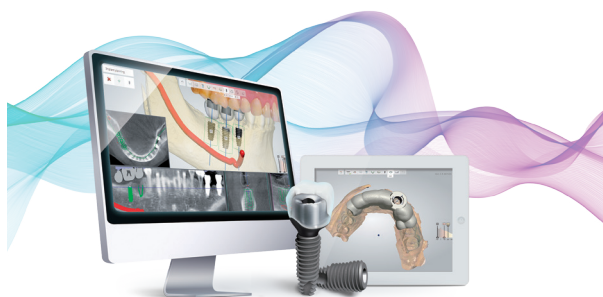
Digital Implant treatment can bring back quality of life, the more comfort and aesthetics.

Ask your dentist about the Digital Implant DIONavi.



What is the Digital Implant DIONavi.?

3D virtual operation program is utilized to accurately analyze bone and tissue morphology to determine the best possible position for implant fixture.



100% Digitalizes Data

DIONavi. system utilizes 3D computer data to precisely select the ideal prosthetic and implant position.

Flapless Surgery

DIONavi. system is recommended with flapless surgery to achieve fast and accurate surgical outcome with less pain.

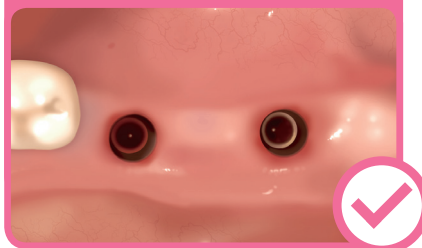
Benefits of DIONavi.

- Shorter implant procedure (as little as 15 minutes)
- Get your replacement tooth faster
- More comfortable process
- Fewer visits to the dentist
- Excellent occlusion
- Greater accuracy and stability
- Less pain and less swelling

What Is Surgery type of the DIONavi.?

An implant surgery that minimises bleeding and swelling by applying the DIONavi surgical guide technique without raising a flap.

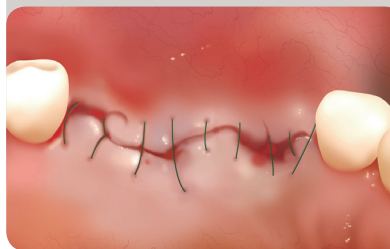
DIONavi. treatment (Flapless)



Minimal swelling and bleeding with ideal aesthetic outcome

No incision

Traditional Implant treatment (Flap)

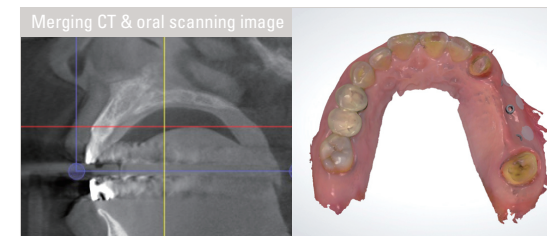


Pain, swelling and bleeding with possible damage to the tissue

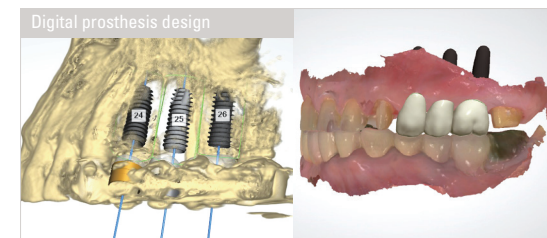
Incision

Process of the DIONavi.

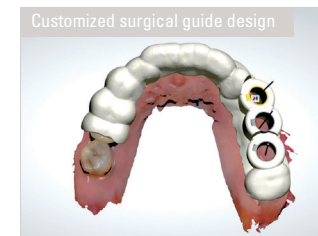
New technology digital diagnosis for the safety of the accurate treatment.



CT combined with Trios oral scanner 3D imaging



Treatment planning with idealized implant placement for the excellent aesthetic and functional results



Printing with 3D printer the DIONavi. surgical guide to guide idealised surgery.

