DIO
www.dionavi.com

DIGITAL MATERIALS

DIO PRODUCT CATALOG

Anatomic Abutment

Scan Adapter Function

Marking

L25 · L Lower Incisor 2 Cuff Height 5 Post Height
U25 · U Upper Incisor 2 Cuff Height 5 Post Height
C25 · C Canine 2 Cuff Height 5 Post Height
P25 · P Pre-Molar 2 Cuff Height 5 Post Height
M25 · M Molar 2 Cuff Height 5 Post Height

Attention

0.5 unit marking exempted in accordance with marketing
ex) Cuff 2.5 = 2 / Post 5.5 = 5

Protect Cap Lock-Groove

Shoulder Margin

UF II Connection

UF II Connection | UFII Narrow Connection | Non-Hex

	Lower Incisor	Upper Incisor	Canine	Pre-Molar	Molar
Cross Section					
Cervical Margin Cross Section					
Facial Side					
Connection	UF(II) Narrow	UF(II) Narrow / UF(II)	UF(II)	UF(II)	UF(II)
Cervical Margin Dimension (Mesiodistal x faciolingual)	5 X 5.2	6.1 X 5.7	5.3 X 6.3	5.8 X 6.8	7.3 X 7.8
Ratio (%)	70%	70% / 85%	85%	85%	85%

Lower Incisor

UFII Narrow Anatomic Abutment Hex Non-Hex

· Packing Unit : Abutment + Abutment Screw
If a protect cap is included in the abutment + abutment screw, model name + [C]
· Abutment Screw : UNSAS 1407H (Only compatible with the screw included.)

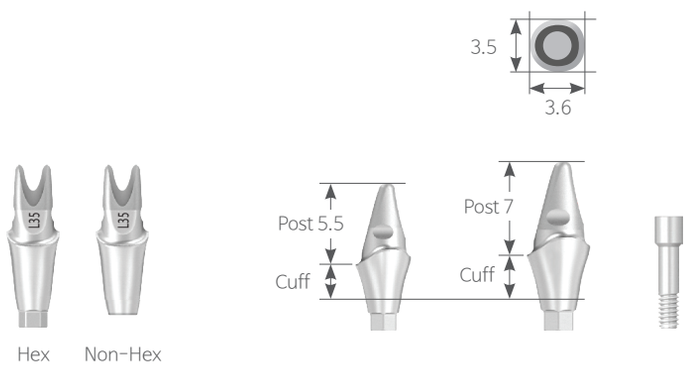

N Post 5.5

Unit mm I Scale 1 : 1.25

Cuff	2.5	3.5	4.5	5.5	Protect Cap
Hex	DLN **2555H**	DLN **3555H**	DLN **4555H**	DLN **5555H**	DCLN **55**
Non-Hex	DLN **2555N**	DLN **3555N**	DLN **4555N**	DLN **5555N**	DCLN **55**
Marking	L 25	L 35	L 45	L 55	-

N Post 7.0

Cuff	2.5	3.5	4.5	5.5	Protect Cap
Hex	DLN **2570H**	DLN **3570H**	DLN **4570H**	DLN **5570H**	DCLN **70**
Non-Hex	DLN **2570N**	DLN **3570N**	DLN **4570N**	DLN **5570N**	DCLN **70**
Marking	L 27	L 37	L 47	L 57	-

Upper Incisor

UFII Narrow Anatomic Abutment Hex Non-Hex

· Packing Unit : Abutment + Abutment Screw
If a protect cap is included in the abutment + abutment screw, model name + [C]
· Abutment Screw : UNSAS 1407H (Only compatible with the screw included.)

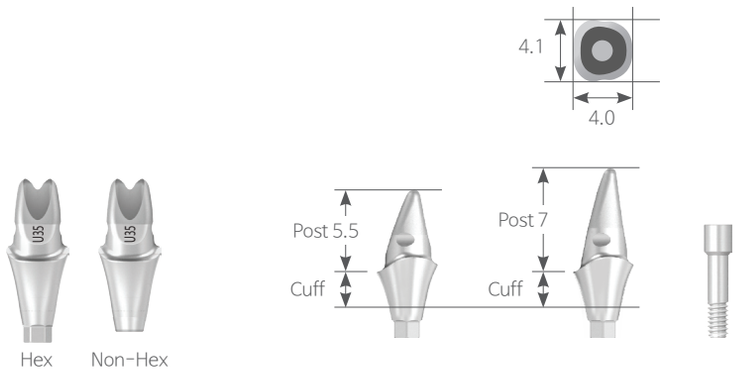

N Post 5.5

Unit mm | Scale 1 : 1.25

Cuff	2.5	3.5	4.5	5.5	Protect Cap
Hex	DUN **2555H**	DUN **3555H**	DUN **4555H**	DUN **5555H**	DCUN **55**
Non-Hex	DUN **2555N**	DUN **3555N**	DUN **4555N**	DUN **5555N**	DCUN **55**
Marking	U 25	U 35	U 45	U 55	-

N Post 7.0

Cuff	2.5	3.5	4.5	5.5	Protect Cap
Hex	DUN **2570H**	DUN **3570H**	DUN **4570H**	DUN **5570H**	DCUN **70**
Non-Hex	DUN **2570N**	DUN **3570N**	DUN **4570N**	DUN **5570N**	DCUN **70**
Marking	U 27	U 37	U 47	U 57	-

Upper Incisor

UFII Anatomic Abutment Hex Non-Hex

· Abutment Screw : DASC 2008H (Only compatible with the screw included.)

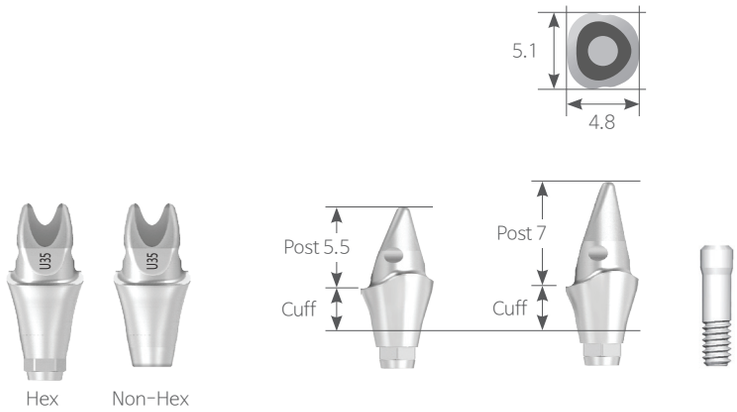

R Post 5.5

Unit mm I Scale 1 : 1.25

Cuff	2.5	3.5	4.5	5.5	Protect Cap
Hex	DUR **2555H**	DUR **3555H**	DUR **4555H**	DUR **5555H**	DCUR **55**
Non-Hex	DUR **2555N**	DUR **3555N**	DUR **4555N**	DUR **5555N**	DCUR **55**
Marking	U 25	U 35	U 45	U 55	-

R Post 7.0

Cuff	2.5	3.5	4.5	5.5	Protect Cap
Hex	DUR **2570H**	DUR **3570H**	DUR **4570H**	DUR **5570H**	DCUR **70**
Non-Hex	DUR **2570N**	DUR **3570N**	DUR **4570N**	DUR **5570N**	DCUR **70**
Marking	U 27	U 37	U 47	U 57	-

Canine

UFII Anatomic Abutment Hex Non-Hex

· Abutment Screw : DASC 2008H (Only compatible with the screw included.)

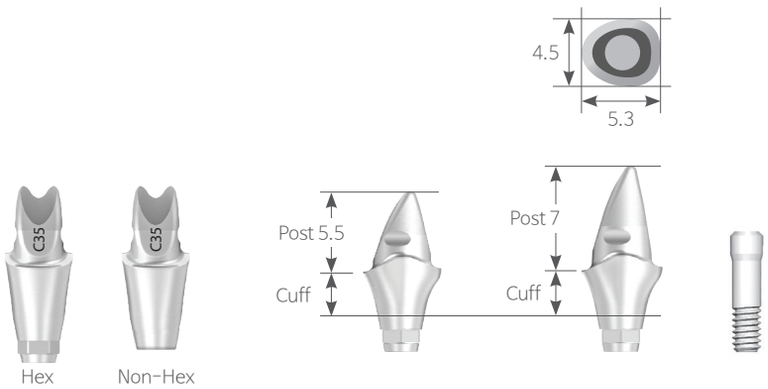

R Post 5.5

Unit mm I Scale 1 : 1.25

Cuff	2.5	3.5	Protect Cap
Hex	DCR **2555H**	DCR **3555H**	DCCR **55**
Non-Hex	DCR **2555N**	DCR **3555N**	DCCR **55**
Marking	C 25	C 35	-

R Post 7.0

Cuff	2.5	3.5	Protect Cap
Hex	DCR **2570H**	DCR **3570H**	DCCR **70**
Non-Hex	DCR **2570N**	DCR **3570N**	DCCR **70**
Marking	C 27	C 37	-

Pre-Molar

UFII Anatomic Abutment Hex Non-Hex

· Abutment Screw : DASC 2008H (Only compatible with the screw included.)

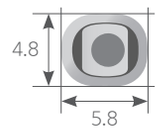

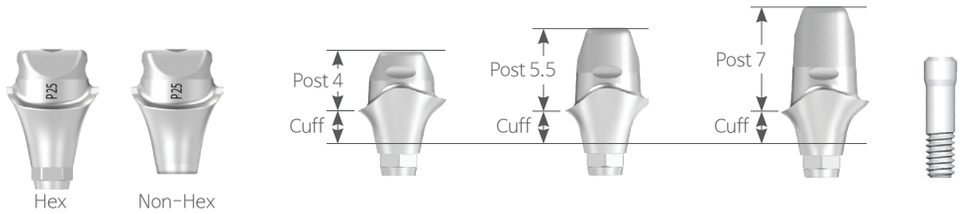

R Post 4.0

Unit mm I Scale 1 : 1.25

Cuff	1.5	2.5	3.5	4.5	Protect Cap
Hex	DPR **1540H**	DPR **2540H**	DPR **3540H**	DPR **4540H**	DCPR **40**
Non-Hex	DPR **1540N**	DPR **2540N**	DPR **3540N**	DPR **4540N**	DCPR **40**
Marking	P 14	P 24	P 34	P 44	-

R Post 5.5

Cuff	1.5	2.5	3.5	4.5	Protect Cap
Hex	DPR **1555H**	DPR **2555H**	DPR **3555H**	DPR **4555H**	DCPR **55**
Non-Hex	DPR **1555N**	DPR **2555N**	DPR **3555N**	DPR **4555N**	DCPR **55**
Marking	P 15	P 25	P 35	P 45	-

R Post 7.0

Cuff	1.5	2.5	3.5	4.5	Protect Cap
Hex	DPR **1570H**	DPR **2570H**	DPR **3570H**	DPR **4570H**	DCPR **70**
Non-Hex	DPR **1570N**	DPR **2570N**	DPR **3570N**	DPR **4570N**	DCPR **70**
Marking	P 17	P 27	P 37	P 47	-

Molar

UFII Anatomic Abutment Hex Non-Hex

· Abutment Screw : DASC 2008H (Only compatible with the screw included.)

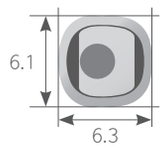

Hex Non-Hex

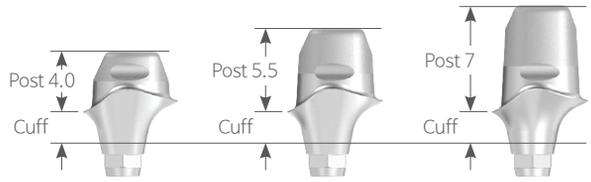

R Post 4.0

Unit mm I Scale 1 : 1.25

Cuff	1.5	2.5	3.5	4.5	Protect Cap
Hex	DMR **1540H**	DMR **2540H**	DMR **3540H**	DMR **4540H**	DCMR **40**
Non-Hex	DMR **1540N**	DMR **2540N**	DMR **3540N**	DMR **4540N**	DCMR **40**
Marking	M 14	M 24	M 34	M 44	-

R Post 5.5

Cuff	1.5	2.5	3.5	4.5	Protect Cap
Hex	DMR **1555H**	DMR **2555H**	DMR **3555H**	DMR **4555H**	DCMR **55**
Non-Hex	DMR **1555N**	DMR **2555N**	DMR **3555N**	DMR **4555N**	DCMR **55**
Marking	M 15	M 25	M 35	M 45	-

R Post 7.0

Cuff	1.5	2.5	3.5	4.5	Protect Cap
Hex	DMR **1570H**	DMR **2570H**	DMR **3570H**	DMR **4570H**	DCMR **70**
Non-Hex	DMR **1570N**	DMR **2570N**	DMR **3570N**	DMR **4570N**	DCMR **70**
Marking	M 17	M 27	M 37	M 47	-

Carrier

· Easier delivery to the intra oral area
(Only require the driver)
· Carrier prevents screw from dropping into the patients throat to mouth
· Easier handling and a more precise connection

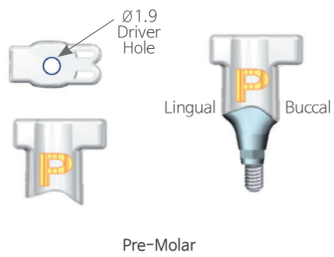

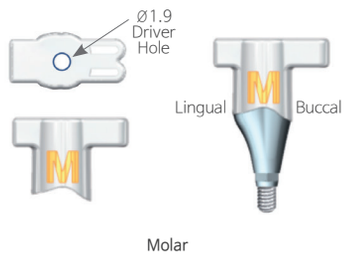

Type	Pre-Molar	Molar
Code	DJPR **00**	DJMR **00**

Protect Cap

1. Prevention of gingiva creeping
   · Covering of gum in the margin and gingiva retraction
   · Can accurately take impression with widened gum

2. Protection of the patient's tongue
   · Since the protect cap can fall off while biting food with antagonist teeth (sticky food, etc.), be careful not to swallow the cap if fallen.

How to check the path

Flapless Surgery

· Surgical Guide Fix (Can check height of the gum)

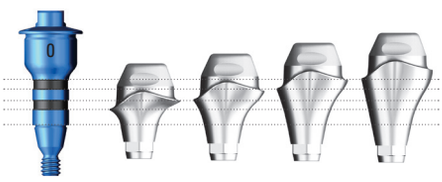

· Setting of hex direction to buccal side when using anatomic abutment, checking of hex direction using guide sleeve projection
· Can check hex direction using a Guide Sleeve

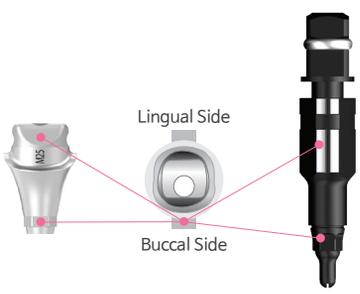

Flap Surgery

· Setting of hex direction to buccal side when using anatomic abutment
· Can check hex direction using a fixture driver

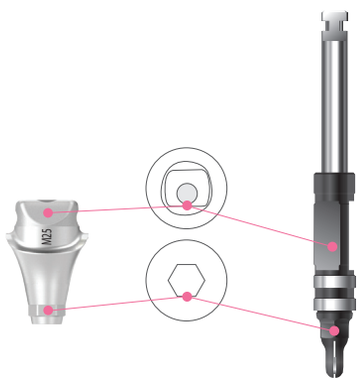

Workflow

DIOnavi. + Anatomic Abutment (Full Digital)

Immediate Restoration

Image collection

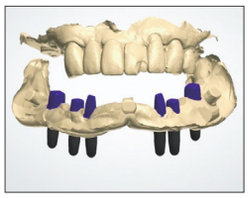
Surgey simulation

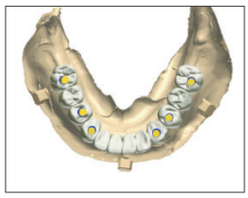
Design & manufacture

DIOnavi. surgery

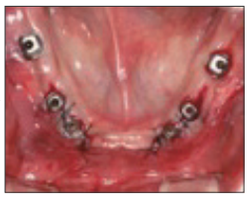
Connection of anatomic abutment

Attachment of abutment jig & protect cap

Method of intra oral scan impression

If oral scan is available

Method of library matching (3Shape Dental System)


Formation of the gum after implant placement

oral scan after connection of anatomic abutment

Protect cap or temporary prosthesis (patient returns home)

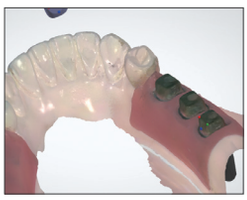
Library matching

Final crown design

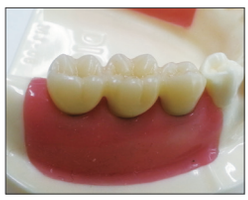
Manufacture of final crown

Method of conventional impression

Scanning after manufacture of model

Method of library matching (3Shape Dental System)


Formation of the gum after implant placement

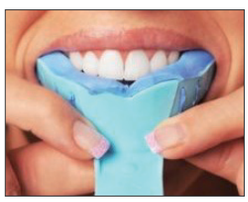
Manufacture of abutment level impressoin taking (anatomic abutment connection) plaster model

Scanning of model (Oral & Desk Scanner)

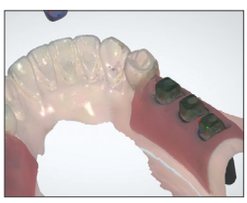
Library matching

Final crown design

Manufacture of final crown

Scan Adapter

· Manufacture of customized abutment by connecting to the fixture
in the mouth or lab analog of the plaster model and scanning with an oral scanner or desk scanner
· [H] : Hex / [T] :Torx

UFII Narrow

· Packing Unit : Scan Adapter + Screw
· Tightening Torque : 5~8Ncm

N

Unit mm | Scale 1 : 1.25

Length	9	15	Screw
	SCAN **41**	SCAN **41-15**	UNSAS **1407H**

UFII Regular / Wide

· Packing Unit : Scan Adapter + Screw
· Tightening Torque : 5~8Ncm



R W

Length	9	15	Screw
Hex	SCAN **01**	SCAN **01-15**	SSC **2008H**
Torx	SCAN **01**	SCAN **01-15**	SSC **2008H**

Scan Retractor

Maxillar

Mandibular

· Precise recognition of maxillar open repository and archive
· Controlling the cheek and tongue mobility at mandibular open repository and archive
· Providing the exact reference point of the marginal scanning area
· Packing Unit : Maxillar - Set (5 Piece) Mandibular - Set (5 Piece)

Type	Maxillar	Mandibular
	SCANR **01S**	SCANR **02S**

Wax Denture

Maxillar

Mandibular

▸Made of thermoplastic material that allows operation to acquire occlusion with patient's gingiva
· For edentulous patients
· Enable oral scan· Packing Unit : Maxillar-1 Piece / Mandibular-1 Piece

Type	Maxillar	Mandibular
Small	WDU **01**	WDL **01**
Medium	WDU **02**	WDL **02**
Large	WDU **03**	WDL **03**

Marker

· Use when they have no teeth for reference
· Use for CT imaging for digital implant surgery
· Packing Unit : 1Set (30ea)

Type	SGM **5040**

Pre-Milled Bar

UFⅡ Narrow

· Packing Unit : Pre-Milled Bar + Screw (UNSAS 1407H) (2ea)
· Tightening Torque : 20Ncm

N

Unit mm I Scale 1 : 1

Type	Hex		Non-Hex	
Diameter	Ø10	Ø12	Ø10	Ø12
	CBUN **01**	CBUN **02**	CBUN **01N**	CBUN **02N**

UFⅡ Regular / Wide

· Packing Unit : Pre-Milled Bar + Screw (SSC 2008H) (2ea)
· Tightening Torque : 30~35Ncm

R W

Unit mm I Scale 1 : 1

Type	Hex		Non-Hex	
Diameter	Ø10	Ø12	Ø10	Ø12
	CBSS **01**	CBSS **02**	CBSS **01N**	CBSS **02N**

Hybrid Link

· Up to implant platform connection part is made of titanium,
making it to produce prosthesis for anterior teeth by cementation the post made of zirconia

UFII Narrow

· Packing Unit : Hybrid Link + Screw (UNSAS1407H)
· Tightening Torque : 20Ncm

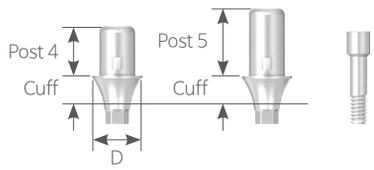

N D Ø4.0

Unit mm I Scale 1 : 1.65

Type			Hex
Diameter Ø4.0	Post 4	Cuff 1	UNHL **40401H**
		Cuff 2	UNHL **40402H**
		Cuff 3	UNHL **40403H**
	Post 5	Cuff 1	UNHL **40551H**
		Cuff 2	UNHL **40552H**
		Cuff 3	UNHL **40553H**

UFII Regular / Wide

· Packing Unit : Hybrid Link + Screw (SSC 2008H)
· Tightening Torque : 30~35Ncm

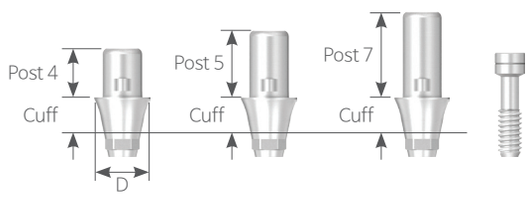

R W

Unit mm I Scale 1 : 1.65

Type			Hex	Non-Hex
Diameter Ø4.5	Post 4	Cuff 1	UFHL **45401H**	UFHL **45401N**
		Cuff 2	UFHL **45402H**	UFHL **45402N**
		Cuff 3	UFHL **45403H**	UFHL **45403N**
	Post 5	Cuff 1	UFHL **45501H**	UFHL **45501N**
		Cuff 2	UFHL **45502H**	UFHL **45502N**
		Cuff 3	UFHL **45503H**	UFHL **45503N**
	Post 7	Cuff 1	UFHL **45701H**	UFHL **45701N**
		Cuff 2	UFHL **45702H**	UFHL **45702N**
		Cuff 3	UFHL **45703H**	UFHL **45703N**
Diameter Ø5.5	Post 4	Cuff 1	UFHL **55401H**	UFHL **55401N**
		Cuff 2	UFHL **55402H**	UFHL **55402N**
		Cuff 3	UFHL **55403H**	UFHL **55403N**
	Post 5	Cuff 1	UFHL **55501H**	UFHL **55501N**
		Cuff 2	UFHL **55502H**	UFHL **55502N**
		Cuff 3	UFHL **55503H**	UFHL **55503N**
	Post 7	Cuff 1	UFHL **55701H**	UFHL **55701N**
		Cuff 2	UFHL **55702H**	UFHL **55702N**
		Cuff 3	UFHL **55703H**	UFHL **55703N**

Digital Fixture Analog

UFⅡ Narrow

· Packing Unit : Digital Fixture Analog

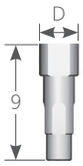

N **D Ø3.0**

Unit mm I Scale 1 : 1.65

Code	DAU **3009**

UFⅡ Regular / Wide

· Packing Unit : Digital Fixture Analog

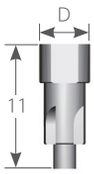

R **W** **D Ø4.5**

Unit mm I Scale 1 : 1.65

Code	DAU **4509**